



Pantheon International Plc

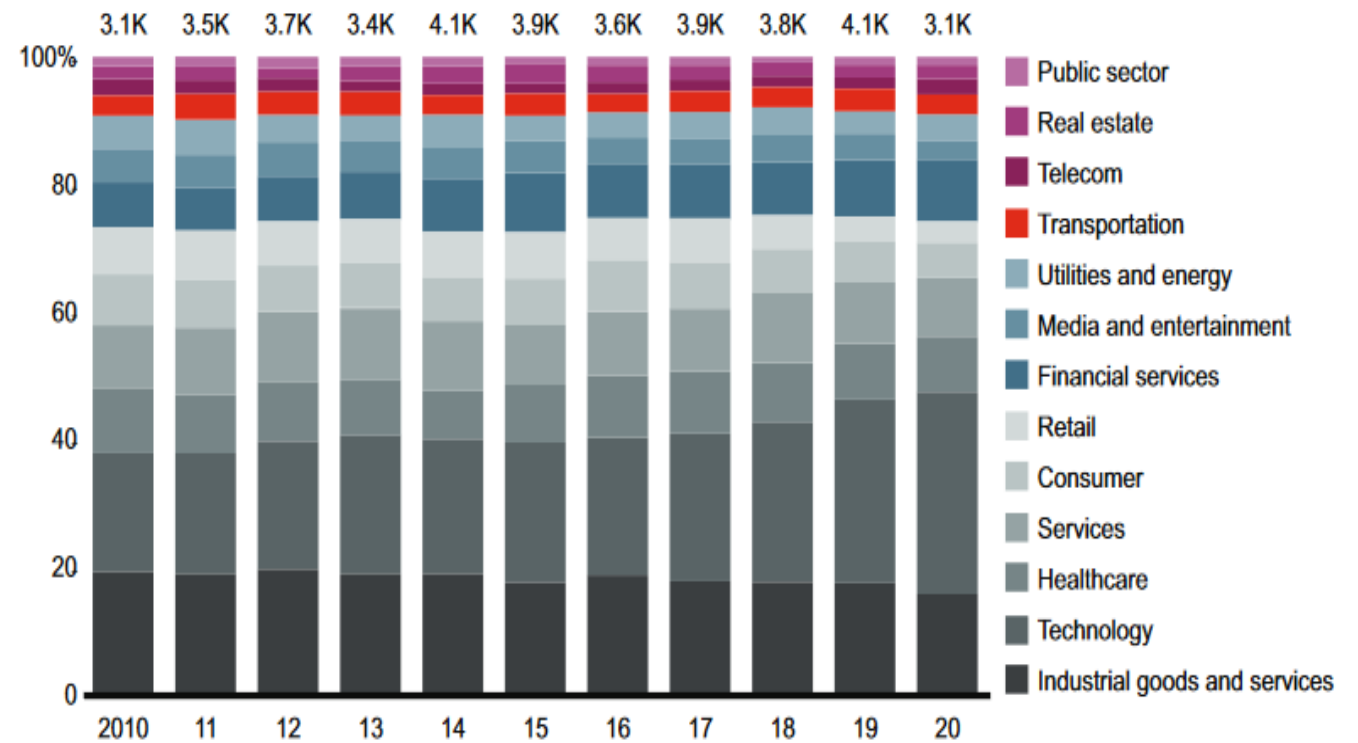
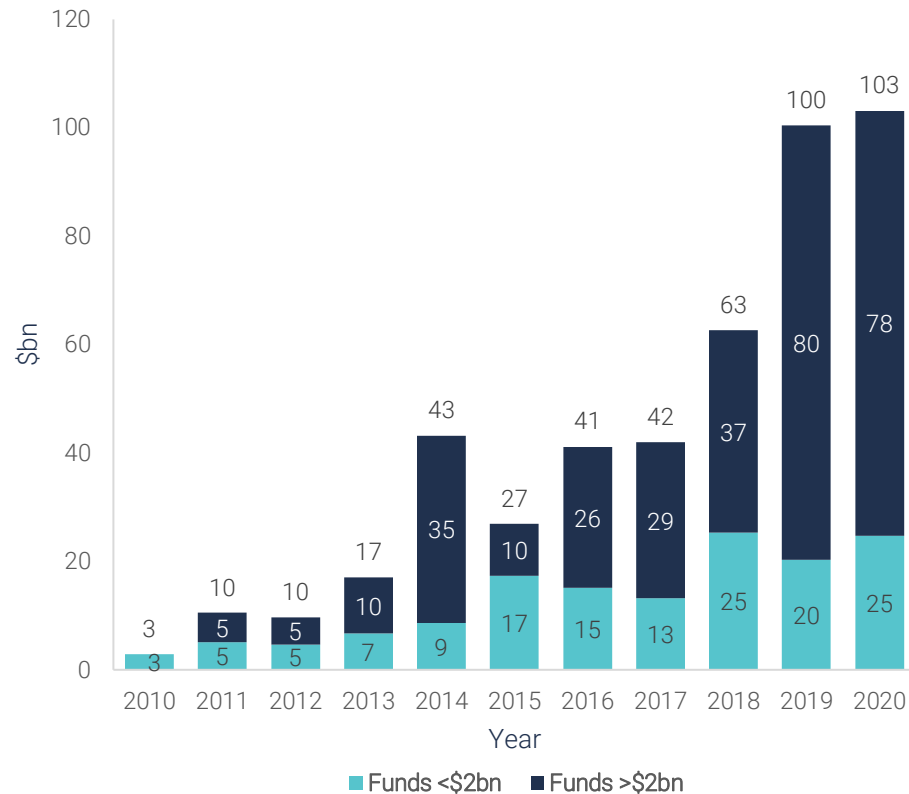
UK Investor Magazine - Technology Summit

21 September 2021

Technology has been attracting more investment from private equity...

Capital has been flowing into large tech-focused funds¹

Share of global buyout deal count, by sector²



...and it is now the largest sector for buyouts

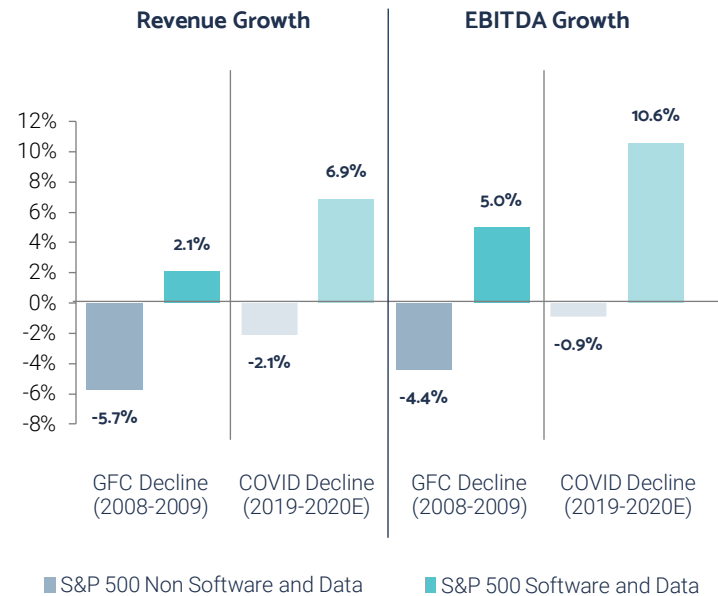
¹ Source Preqin as at March 2021. Includes Growth and Buyout funds with Information Technology core strategy.

² Source: Bain & Company, Global Private Equity Report 2021. Includes add-ons; excludes loan-to-own transactions and acquisitions of bankrupt assets; based on announcement date; includes announced deals that are completed or pending, with data subject to change. PANTHEON | 2

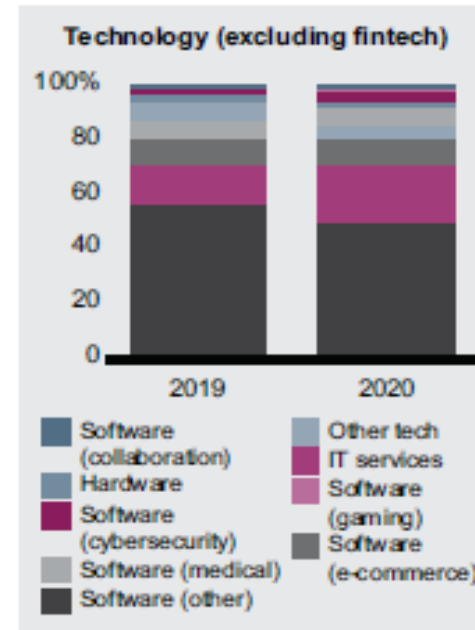
Technology is a diverse, resilient and growing sector...

Robust performance through cycles¹

Median Revenue and EBITDA impact during macro shocks



Global buyout deal count²



Outlook for technology is positive

Global public cloud service revenue (est.)³

\$308.5bn in 2021

\$354.6bn by 2022

Global "as-a-service" revenue (est.)³

\$345bn over next few years

AI-based revenues (est.)³

\$100bn by 2025

Overall global software spending (est.)⁴

c.\$715bn by 2024 (8% CAGR)

Attractive characteristics and multiple drivers of value creation

- ▶ Growth of digital assets and connectivity globally providing tailwinds
- ▶ Low capital intensity and high returns on invested capital
- ▶ High recurring revenues - Industry-wide transition to SaaS model

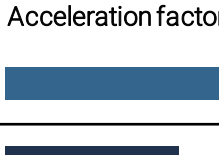
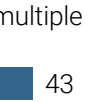




...and offers compelling investment opportunities

¹Source: Capital IQ as at 28 December 2020. Note: "S&P 500 Software and Data" includes 49 software and data companies within the S&P 500. "S&P 500 Non Software and Data" includes total S&P500 constituents, excluding aforementioned Software and Data companies. Note: Calculated as median Revenue and EBITDA growth rate across respective calendar years. COVID-19 period reflects latest consensus estimates for 2020. ²Source: Bain & Company, Global Private Equity Report 2021. Includes add-ons; excludes loan-to-own transactions and acquisitions of bankrupt assets; based on announcement date; includes announced deals that are completed or pending, with data subject to change. ³Source: Deloitte, 2021 Outlook for the US technology Industry. ⁴Source: Gartner Forecast Analysis IT Spending Worldwide 3Q 20. PANTHEON | 3

Digital transformation has been accelerated by COVID-19....

“In spite of all these constraints, the fact that we’ve been able to sustain the level of economic activity is thanks to the current generation of technology.” - Satya Nadella, CEO of Microsoft, 9 March 2021¹

Time required to respond to or implement changes,² expected vs actual, number of days

	Expected	Actual	Acceleration factor, multiple
Increase in remote working and/or collaboration	454	10.5	 43
Increasing customer demand for online purchasing/services	585	21.9	 27
Increasing use of advanced technologies in operations	672	26.5	 25
Increasing use of advanced technologies in business decision making	635	25.4	 25
Increasing migration of assets to the cloud	547	23.2	 24
Increased spending on data security	449	23.6	 19

■ Organisational changes ■ Industry-wide changes

Companies have accelerated the digitalisation of their customer and supply chain interactions and of their internal operations by three to four years²

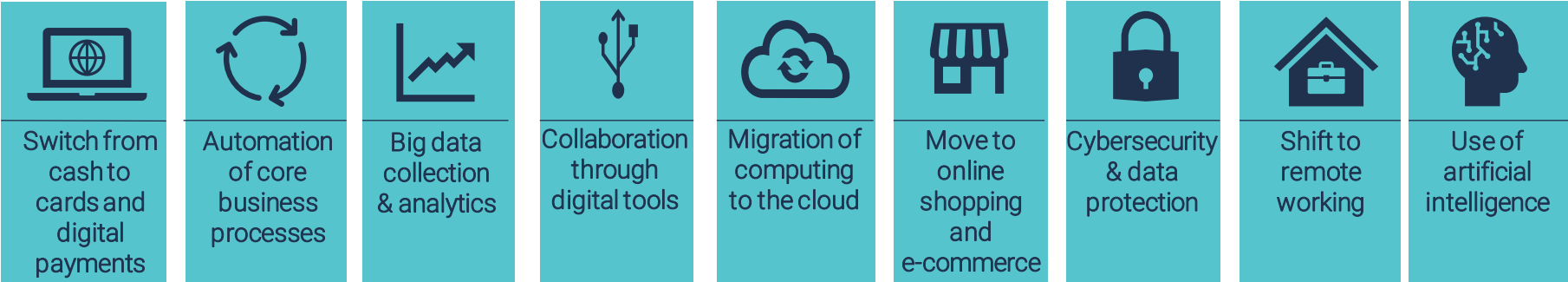
...and many of the shifts are likely to stay

Pantheon opinion.
¹Financial Times - Reimagining business: an interview with Microsoft chief Satya Nadella. 9 March 2021. ²Source: McKinsey & Company survey: How COVID-19 has pushed companies over the technology tipping point—and transformed business forever, 5 October 2020.

PE is investing in technology disruption across multiple sectors...



Technology is a horizontal as well as a vertical



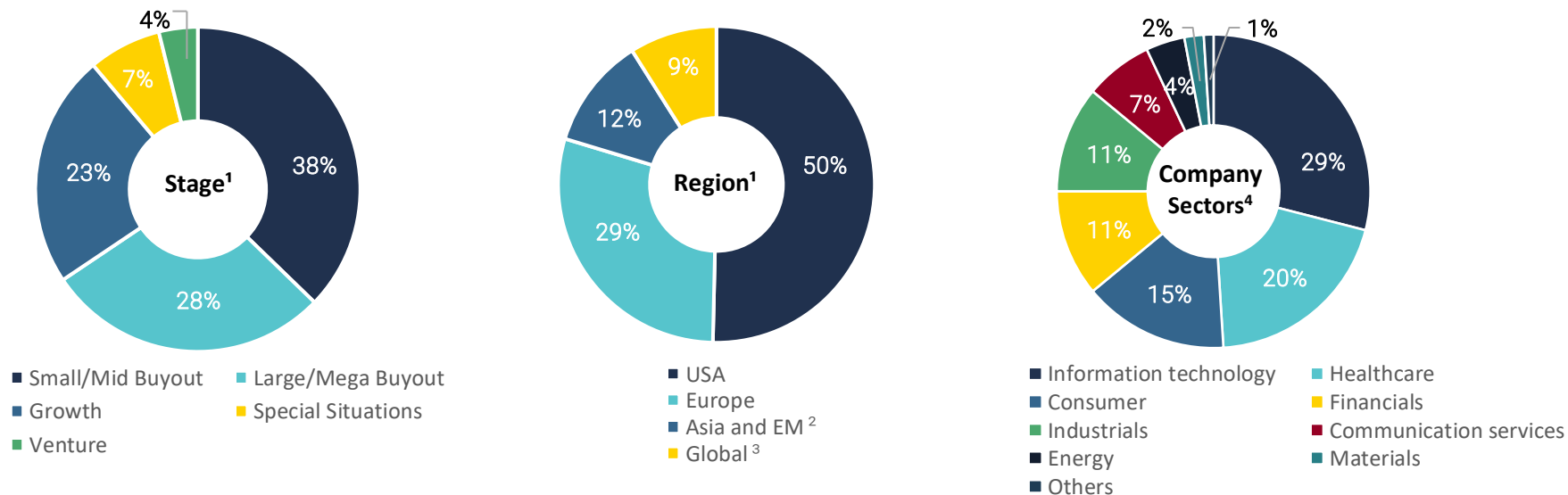
...in many niche areas that are underrepresented on the public markets

Please refer to slide 7 for the full disclosure regarding the use of case studies.

“Investing in tomorrow’s technology today is more critical than ever...”

Bill Gates

- ▶ Technology was already an interesting target sector for private equity before the onset of the COVID-19 pandemic:
 - ▶ The process of digitalisation and the move to the cloud has been vastly accelerated by the crisis.
- ▶ Technology is a horizontal as well as a vertical; digital disruption is affecting every other industry sector:
 - ▶ Private equity enables investors to participate in high growth businesses that are not necessarily available via the public markets.
- ▶ The characteristics of technology will continue to make it an attractive area for investment for private equity:
 - ▶ Private equity is investing in niche areas where there are strong growth tailwinds, multiple value creation levers and several routes to exit;
 - ▶ Investors can participate in tech opportunities not just through early-stage VC investment, but also through the growth and buyout stages.



PIP’s portfolio offers global exposure to information technology businesses and digital business models

Pantheon opinion. ¹As at 31 May 2021. The fund stage and region charts are based upon underlying fund valuations and account for 100% of PIP’s overall portfolio value. The charts exclude the portion of the reference portfolio attributable to the Asset Linked Note. The Asset Linked Note (“ALN”) refers to the unlisted 10-year note issued on 31 October 2017 whose cost and repayments are linked to a reference portfolio consisting of the Company’s older vintage funds. ²EM: Emerging Markets. ³Global category contains funds with no target allocation to any particular region equal to or exceeding 60%. ⁴The company sector chart is based upon underlying company valuations as at 31 March 2021, adjusted for calls and distribution to 31 May 2021, and accounts for 100% of PIP’s overall portfolio value.

Disclosures - case studies

Disclosures 1

These case studies are examples of specific private transactions made by Pantheon funds / clients and are designed to assist prospective investors / clients to understand Pantheon's investment management style / strategy. It should NOT be regarded as a recommendation. Pantheon makes no representation or forecast about the performance, profitability or success of such transaction. You should not assume that future recommendations will be profitable or will equal the performance of past recommendations. The statements above reflect the views and opinions of Pantheon as of the date of the investment analysis.

Please also note that all performance numbers quoted in these case studies are net of underlying fund fees, carry and expenses and gross of Pantheon fund fees, carry and expenses. Pantheon does not calculate performance net of Pantheon fund fees, carry and expenses at the underlying fund investment level. Past Performance is not indicative of future results. Future performance is not guaranteed and a loss of principal may occur.

Disclosures 2

These case studies are also examples of specific private transactions made by third party fund managers (not Pantheon) and are designed to assist prospective investors / clients to understand recent market activity. It should NOT be regarded as a recommendation or endorsement of such transactions or the third party managers responsible for such investment decisions. Pantheon makes no representation or forecast about the performance, profitability or success of such transaction or the third party managers responsible for such investment decisions.

Please also note that all performance numbers quoted in these case studies are net of underlying fund fees, carry and expenses and gross of Pantheon fund fees, carry and expenses. Pantheon does not calculate performance net of Pantheon fund fees, carry and expenses at the underlying fund investment level. Past Performance is not indicative of future results. Future result performance is not guaranteed, and a loss of principal may occur.

Important Disclosure

This document and the information contained herein has been prepared by Pantheon and is the proprietary information of Pantheon; it may not be reproduced, provided or disclosed to others, without the prior written permission of Pantheon. For this purpose, "Pantheon" means the Pantheon operating entity that prepared and/or is distributing this document to the recipient. Pantheon operating entities are: Pantheon Ventures Inc. and Pantheon Ventures (US) LP which are registered as investment advisers with the U.S. Securities and Exchange Commission ("SEC"), Pantheon Securities LLC, which is registered as a limited purpose broker-dealer with the SEC and is a member of the Financial Industry Regulatory Authority ("FINRA") and the Securities Investor Protection Corporation ("SIPC"), Pantheon Ventures (UK) LLP which is authorised and regulated by the Financial Conduct Authority ("FCA") in the United Kingdom, Pantheon Ventures (Ireland) DAC which is regulated by the Central Bank of Ireland ("CBI") and is an appointed representative of Pantheon Ventures (UK) LLP in respect of activities carried on in the United Kingdom, Pantheon Ventures (HK) LLP which is regulated by the Securities and Futures Commission ("SFC") in Hong Kong a corporation licensed by the Securities and Futures Commission to conduct Type 1 (dealing in securities) and Type 4 (advising in securities) regulated activities and Pantheon Ventures (Asia) Limited, registered as a Type II Financial Instruments Business and Investment Advisory and Agency Business Operator under the registration entry "Director General of the Kanto Local Finance Bureau (Financial Instruments Business Operator) No. 3138" under the Financial Instruments and Exchange Act of Japan (the "FIEA") and a regular member of the Type II Financial Instruments Firms Association of Japan and Japan Investment Advisers Association. The registrations and memberships referred to above in no way imply that the SEC, FINRA, SIPC, FCA, CBI, SFC, the Type II Financial Instruments Firms Association of Japan or the Japan Investment Advisers Association have endorsed any of the referenced entities, their products or services, or the material in this document.

In the EEA, this document is distributed by Pantheon Ventures (Ireland) DAC to persons who are professional clients within the meaning of the EU Markets in Financial Instruments Directive (Directive 2014/65/EU) ("MIFID"). In Hong Kong, this document is distributed by a licensed representative of Pantheon Ventures (HK) LLP to persons who are Professional Investors as defined in Schedule 1 to the Securities and Futures Ordinance of Hong Kong.

In Japan this document is provided by Pantheon Ventures (Asia) Limited, to "Professional Investors" (tokutei toshika) as defined in Article 2, paragraph 31 of the FIEA.

In the U.S. and Canada, this document is prepared by Pantheon and is distributed by Pantheon Securities LLC, with respect to funds managed or advised by Pantheon or its affiliates. Furthermore, this material is an institutional communication intended for institutional investors, as defined by FINRA. Materials related to potential managed accounts are distributed by PV US in the U.S. and Canada.

In the United Kingdom, this document is distributed by Pantheon Ventures (UK) LLP to persons who are both (i) professional clients within the meaning of MIFID and (ii) persons who are professional investors as defined in Article 19(5) of the Financial Services and Markets Act 2000 (Financial Promotion) Order 2005 or who are persons falling within any of the categories of persons described in Article 49(2)(a) to (d) of that Order, or (iii) persons to whom this document may otherwise lawfully be communicated.

In Australia, this document is distributed by Pantheon Ventures (UK) LLP only to persons who are wholesale clients under section 761G of the Corporations Act 2001 (Cth) ("Wholesale Clients"). By receiving this document in Australia, you represent and warrant that you are a Wholesale Client. Pantheon Ventures (UK) LLP is exempt from the requirement to hold an Australian financial services licence under the Corporations Act 2001 (Cth) in relation to any financial services provided in Australia to Wholesale Clients under ASIC Class Order 03/1099. Pantheon Ventures (UK) LLP is regulated by the FCA under the laws of England and Wales, which differ from Australian laws. Pantheon Ventures (UK) LLP relies on the Australian Corporations (Repeal and Transitional Instrument) 2016/396 which grants transitional continuance relief to foreign financial services providers relying on Australian Class Order 03/1099 in order to provide financial services to Wholesale Clients in Australia.

In other countries, this document is distributed by Pantheon, or on Pantheon's behalf by a third-party distributing agent, only to persons which are institutional investors to whom this document can be lawfully distributed without any prior regulatory approval or action.

By accepting this document, you acknowledge and agree that this material is provided for your use only and that you will not distribute or otherwise make this material available to any other person without the prior written permission of Pantheon.

Important information regarding: Opening a new "Account"

To help the government fight the funding of terrorism and money laundering activities, federal law requires all financial institutions to obtain, verify, and record information that identifies each customer who opens an account. What this means for you: When you open an account, Pantheon may ask for documents or information related to your principal place of business, local office or other physical location; taxpayer identification number; and other documents demonstrating your lawful existence such as certified articles of incorporation, a government-issued business license, a partnership agreement, or a trust instrument, and other identifying documents.

This document is a marketing communication and has not been prepared in accordance with legal requirements designed to promote the independence of investment research and is not subject to any prohibition on dealing ahead of the dissemination of investment research. Nothing in this document constitutes an offer or solicitation to invest in a fund managed or advised by Pantheon or any of its affiliates or recommendation to purchase any security or service. This material is qualified in its entirety by the information contained in any investment product's offering documents, including any prospectus or other offering memorandum related thereto (collectively, a "Prospectus") and any governing document of such product. Furthermore, this material is an institutional communication intended for institutional recipients. Any offer or solicitation of an investment in an investment product may be made only by delivery of the investment product's Prospectus to qualified investors. Prospective investors should rely solely on the Prospectus and governing documents of any investment product in making any investment decision. The Prospectus contains important information, including, among other information, a description of an investment product's risks, objectives, investment program, fees and expenses, and should be read carefully before any investment decision is made. An investment in an investment product is not suitable for all investors. The information contained in this document has been provided as a general market commentary only and does not constitute any form of legal, tax, securities or investment advice. It does not take into account the objectives, financial situation, risk tolerance, attitude to risk and investment restrictions of any persons, which are necessary considerations before making any investment decision. Unless stated otherwise all views expressed herein represent Pantheon's opinion. The general opinions and information contained in this document should not be acted or relied upon by any person without obtaining specific and relevant legal, tax, securities or investment advice. Certain information included in this document is derived from third-party sources that are believed by Pantheon to be reliable, but Pantheon does not guarantee their accuracy or completeness.

Important Disclosure

Pantheon does not undertake to update this document, and the information and views discussed may change without notice. Legal, accounting and tax restrictions, transaction costs and changes to any assumptions may significantly affect the economics and results of any transaction or investment. In general, alternative investments such as private equity, infrastructure and real assets, or private debt/credit involve a high degree of risk, including potential loss of principal invested. These investments can be highly illiquid, charge higher fees than other investments, and typically do not grow at an even rate of return and may decline in value. These investments are not subject to the same regulatory requirements as registered investment products. **In addition, past performance is not indicative of future results. Future performance is not guaranteed, and a loss of principal may occur. Market and exchange rate movements may cause the capital value of investments, and the income from them, to go down as well as up and an investor may not get back the amount originally invested. This document may include "forward-looking statements". All projections, forecasts or related statements or expressions of opinion are forward-looking statements. Although Pantheon believes that the expectations reflected in such forward-looking statements are reasonable, it can give no assurance that such expectations will prove to be correct, and such forward-looking statements should not be regarded as a guarantee, prediction or definitive statement of fact or probability.**

Portfolio, volatility or return targets or objectives, if any, are used solely for illustration, measurement or comparison purposes and as an aid or guideline for prospective investors to evaluate a particular investment product's strategies, volatility and accompanying information. Such targets or objectives reflect subjective determinations of an Investment Manager based on a variety of factors including, among others, the investment product's investment strategy and prior performance (if any), volatility measures, portfolio characteristics and risk, and market conditions. Volatility and performance will fluctuate, including over short periods, and should be evaluated over the time period indicated and not over shorter periods. Performance targets or objectives should not be relied upon as an indication of actual or projected future performance. Actual volatility and returns will depend on a variety of factors including overall market conditions and the ability of an Investment Manager to implement an investment product's investment process, investment objectives and risk management.

Potential investment program risks

- ▶ Pantheon's investment strategies relate to investments in private funds investing in alternative investments such as private equity, infrastructure and real assets, or private debt/credit, or direct investments in such alternative investments. In general, such alternative investments involve a high degree of risk, including potential loss of principal invested. These investments can be highly illiquid, charge higher fees than other investments, and typically do not grow at an even rate of return and may decline in value. These investments are not subject to the same regulatory requirements as registered investment products.
- ▶ An investment in a fund investing in alternative investments involves a high degree of risk. Such investments are speculative, subject to high return volatility and will be illiquid on a long-term basis. Investors may lose their entire investment.
- ▶ Managers of funds investing in alternative assets typically take several years to invest a fund's capital. Investors will not realize the full potential benefits of the investment in the near term, and there will likely be little, or no near-term cash flow distributed by the fund during the commitment period. Interests may not be transferred, assigned or otherwise disposed of without the prior written consent of the manager or general partner.
 - ▶ Funds investing in alternative assets are subject to significant fees and expenses, typically, management fees and a 20% carried interest in the net profits generated by the fund and paid to the general partner, manager or an affiliate thereof. Investments in such funds are affected by complex tax considerations.
 - ▶ Funds investing in alternative assets may make a limited number of investments. These investments involve a high degree of risk. In addition, funds may make minority investments where the fund may not be able to protect its investment or control or influence effectively the business or affairs of the underlying investment. The performance of a fund may be substantially adversely affected by a single investment. Private fund investments are less transparent than public investments and private fund investors are afforded fewer regulatory protections than investors in registered funds or registered public securities.
 - ▶ Investors in funds investing in alternative assets are typically subject to periodic capital calls. Failure to make required capital contributions when due will cause severe consequences to the investor, including possible forfeiture of all investments in the fund made to date. A material number of investors failing to meet capital calls could also result in the fund failing to meet a capital call applicable to participating in an investment. Such a default by the fund could lead to the permanent loss of all or some of the applicable fund's investment, which would have a material adverse effect on the investment returns for non-defaulting investors participating in such investment.
 - ▶ Governing investment documents or the related Prospectus or the managed account agreement, as the case may be, are not reviewed or approved by federal or state regulators and privately placed interests are not federally, or state registered.
 - ▶ Fees and expenses – which may be substantial regardless of any positive return – will offset an investment product's profits. If an investment product's investments are not successful, these fees and expenses may, over a period of time, deplete the net asset value of the investment product.
 - ▶ Pantheon and its affiliates may be subject to various potential and actual conflicts of interest.
 - ▶ An investment product may employ investment strategies or techniques aimed to reduce the risk of loss which may not be successful.

The above summary is not a complete list of the risks, tax considerations and other important disclosures involved in investing in an investment product and is subject to the more complete disclosures in such investment product's Prospectus and/or managed account agreement, and/or governing documents of any investment product which must be reviewed carefully prior to making any investment in such investment product.

Pantheon has taken reasonable care to ensure that the information contained in this document is accurate at the date of publication. However, no warranty or guarantee (express or implied) is given by Pantheon as to the accuracy of the information in this document, and to the extent permitted by applicable law, Pantheon specifically disclaims any liability for errors, inaccuracies or omissions in this document and for any loss or damage resulting from its use.

Important Disclosure

Description of commonly used indices

This list may not represent all indices used in this material.

MSCI World Index is a free float-adjusted market capitalization weighted index that is designed to measure the equity market performance of developed markets. The MSCI World Index consists of the following 23 developed market country indexes: Australia, Austria, Belgium, Canada, Denmark, Finland, France, Germany, Hong Kong, Ireland, Israel, Italy, Japan, Netherlands, New Zealand, Norway, Portugal, Singapore, Spain, Sweden, Switzerland, the United Kingdom, and the United States.

S&P 500 Index is a widely recognized gauge of the U.S. equities market. This index is an unmanaged capitalization-weighted index consisting of 500 of the largest capitalization U.S. common stocks. The returns of the S&P 500 include the reinvestment of dividends.

MSCI Europe Index is a free float-adjusted market capitalization weighted index that is designed to measure the equity market performance of the developed markets in Europe. The MSCI Europe Index consists of the following 15 developed market country indexes: Austria, Belgium, Denmark, Finland, France, Germany, Ireland, Italy, the Netherlands, Norway, Portugal, Spain, Sweden, Switzerland, and the United Kingdom.

MSCI AC Asia Pacific Index captures large and mid-cap representation across 5 Developed Markets countries and 9 Emerging Markets countries in the Asia Pacific region. With 1,559 constituents, the index covers approximately 85% of the free float-adjusted market capitalization in each country. Developed Markets countries in the index include Australia, Hong Kong, Japan, New Zealand, and Singapore. Emerging Markets countries include: China, India, Indonesia, Korea, Malaysia, Pakistan, the Philippines, Taiwan, and Thailand.

MSCI Emerging Markets Index is a free float-adjusted market capitalization index that is designed to measure equity market performance of emerging markets. The MSCI Emerging Markets Index consists of the following 27 emerging market country indexes: Argentina, Brazil, Chile, China, Colombia, Czech Republic, Egypt, Greece, Hungary, India, Indonesia, Korea, Kuwait, Malaysia, Mexico, Pakistan, Peru, Philippines, Poland, Qatar, Russia, Saudi Arabia, South Africa, Taiwan, Thailand, Turkey and United Arab Emirates.

FTSE Europe Index is one of a range of indices designed to help investors benchmark their European investments. The index comprises Large and Mid-cap stocks providing coverage of the Developed markets in Europe. The index is derived from the FTSE Global Equity Index Series (GEIS), which covers 98% of the world's investable market capitalization.

MSCI USA Index is designed to measure the performance of the large and mid-cap segments of the US market. With 621 constituents, the index covers approximately 85% of the free float-adjusted market capitalization in the US.

FTSE Asia-Pacific Index is part of a range of indices designed to help Asia Pacific investors to benchmark their investments. The index comprises Large (40%) and Mid (60%) Cap stocks providing coverage of 14 markets. The index is derived from the FTSE Global Equity Index Series (GEIS), which covers 98% of the world's investable market capitalization.

FTSE All World Index is a market-capitalization weighted index representing the performance of the large and mid-cap stocks from the FTSE Global Equity Index Series and covers 90-95% of the investable market capitalization. The index covers Developed and Emerging markets and is suitable as the basis for investment products, such as funds, derivatives, and exchange-traded funds.

The Thomson One Global All Private Equity Index is based on data compiled from 5,281 global private equity funds (buyout, growth equity, private equity energy, subordinated capital funds and venture capital), including fully liquidated partnerships, formed between 1988 and 2019. The Thomson One Global All Private Equity Index has limitations (some of which are typical to other widely used indices) and cannot be used to predict performance of the Fund. These limitations include survivorship bias (the returns of the index may not be representative of all private equity funds in the universe because of the tendency of lower performing funds to leave the index); heterogeneity (not all private equity are alike or comparable to one another, and the index may not accurately reflect the performance of a described style); and limited data (many funds do not report to indices, and the index may omit funds, the inclusion of which might significantly affect the performance shown).

Preqin's database provides information on 7,468 active Private Equity funds from 2,030 different GPs with over \$7.75tn combined fund size.

Thomson One (Infrastructure) is comprised of data extracted in fund currency from Private Equity and Venture Capital index based on funds classified as Infrastructure by Cambridge Associates. Cambridge Associates defines Infrastructure as funds that primarily invest in companies and assets that provide an essential service that contributes to the economic or social productivity of an organization, community, or society at large, with real assets in the water, transportation, energy, communication, or social sector. Investments must also have one or more of the following structural features: a monopolistic or oligopolistic market position with high barriers to entry; a low elasticity of demand due to their essential functions; stable, predictable, and long-term revenue contracts; or inflation protection through inflation adjustment mechanisms in underlying contracts. These indexes have limitations (some of which are typical to other widely used indices) and cannot be used to predict performance of the fund. These limitations include survivorship bias (the returns of the index may not be representative of all private equity funds in the universe because of the tendency of lower performing funds to leave the index); heterogeneity (not all private equity are alike or comparable to one another, and the index may not accurately reflect the performance of a described style); and limited data (many funds do not report to indices, and the index may omit funds, the inclusion of which might significantly affect the performance shown).

Any reference to the title of "Partner" in these materials refers to such person's capacity as a partner of Pantheon Ventures (UK) LLP. In addition, any reference to the title of "Partner" for persons located in the United States refers to such person's capacity as a limited partner of Pantheon Ventures (US) LP.



PANTHEON